

Rend Lake College 2024 CCSSE Survey Results Presented June 17, 2025



**Community College Survey
of Student Engagement**
a **CCCSE** instrument

DEMOGRAPHICS OF THE 442 STUDENTS COMPLETING THE SURVEY IN 58 CLASSES

GENDER	Count	Percent	2024 Cohort Colleges
Male	208	47%	40%
Female	225	51%	60%
Other or N/A	9	2%	N/A

Enrollment Status	Count	Percent	2024 Cohort Colleges
Part-Time	85	19%	65%
Full-Time	357	81%	35%

Race/Ethnicity	Count	Percent	2024 Cohort Colleges
American Indian or Alaska Native	4	1%	3%
Asian	3	1%	4%
Black or African American	12	3%	11%
Hispanic or Latino	6	1%	20%
Native Hawaiian or Other Pacific Islander	0	0%	1%
White	371	84%	52%
Two or More Races	28	6%	4%
Race or Ethnicity Unknown	10	2%	4%
International Student or Non-Resident Alien	8	2%	1%

AGES OF THE STUDENTS COMPLETING THE SURVEY

Age	Count	Percent	2024 Cohort
18 to 19	199	45%	33%
20 to 21	127	29%	18%
22 to 24	41	9%	13%
25 to 29	40	9%	12%
30 to 39	20	5%	14%
40 to 49	10	2%	6%
50 to 64	4	1%	3%
65 +	1	0%	1%

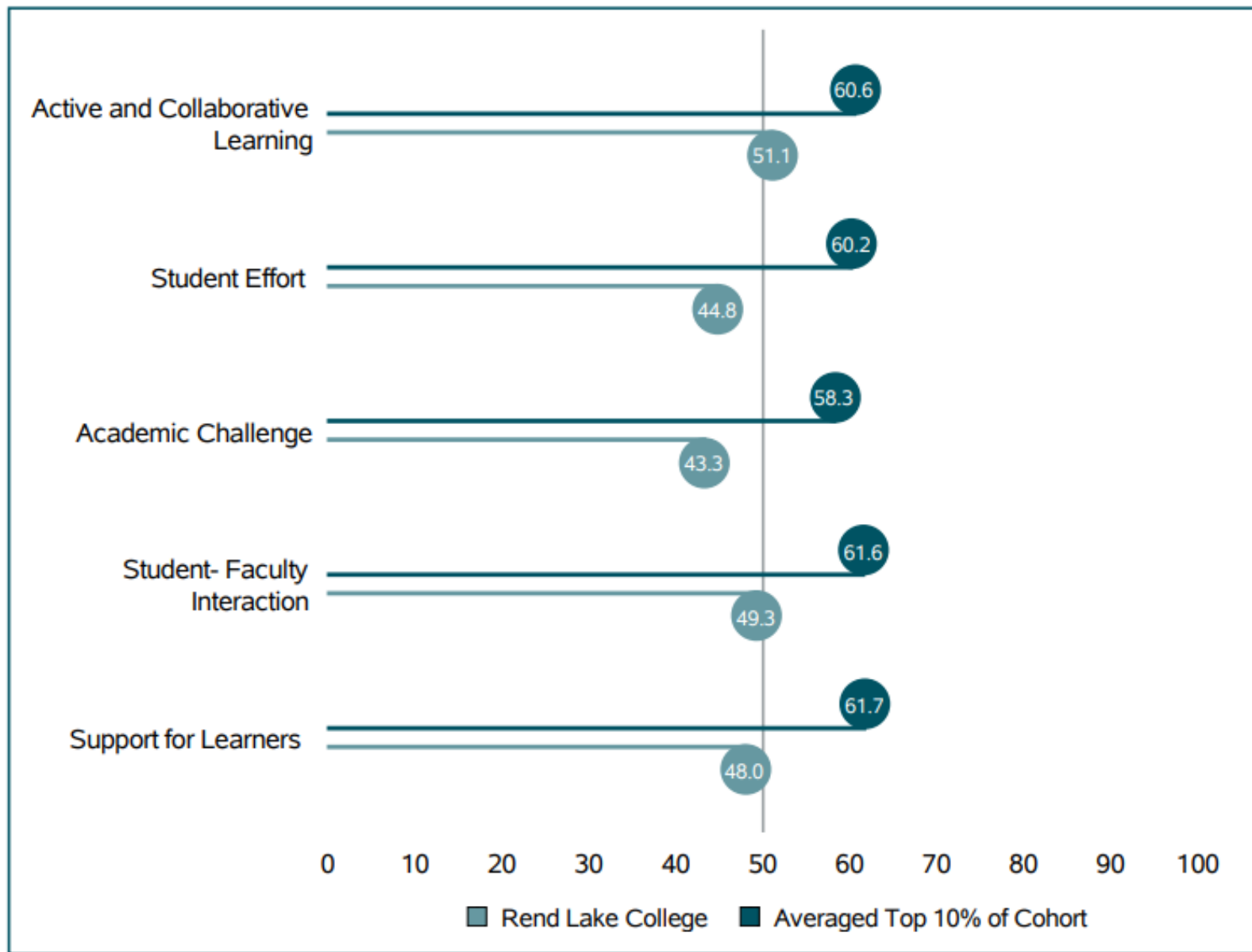
74% OF THE STUDENTS SURVEYED WERE 18 TO 21

CCSSE Benchmarks for Effective Educational Practice

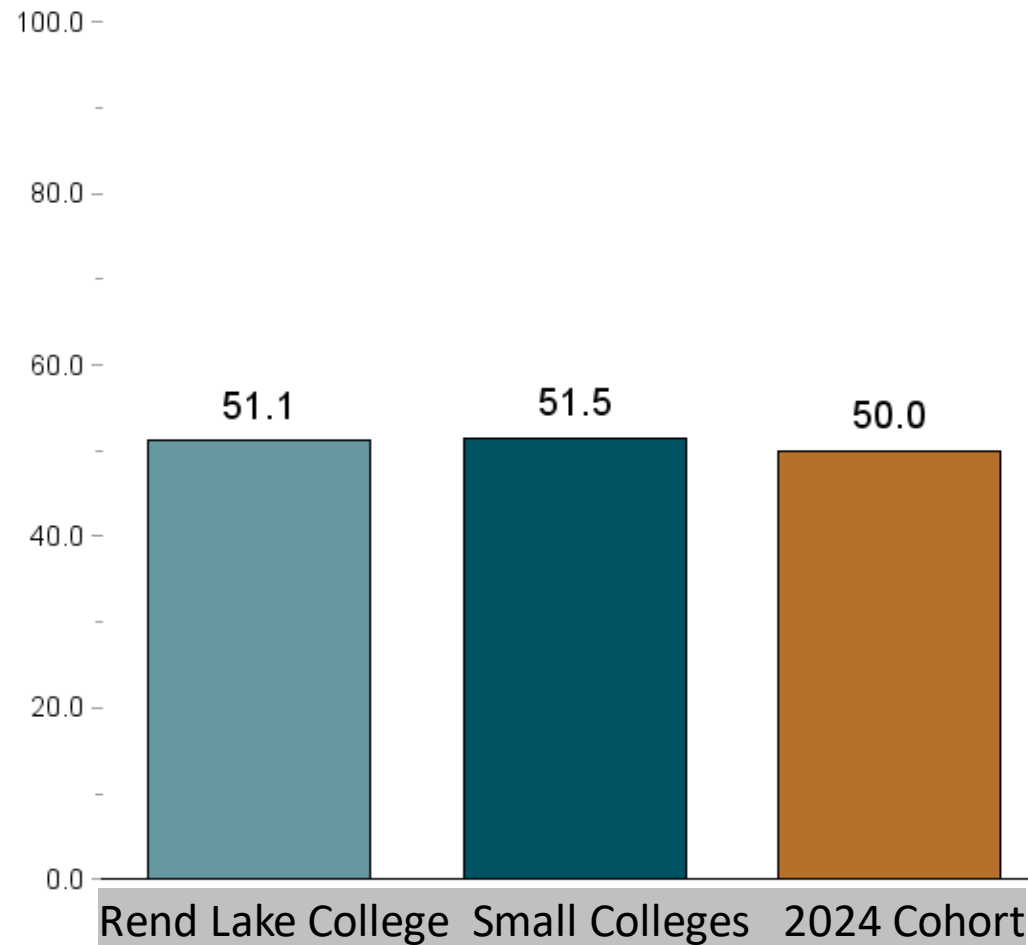
The five CCSSE benchmarks are

- Active and Collaborative Learning
- Student Effort
- Academic Challenge
- Student-Faculty Interaction
- Support for Learners

STANDARDIZED BENCHMARK SCORES

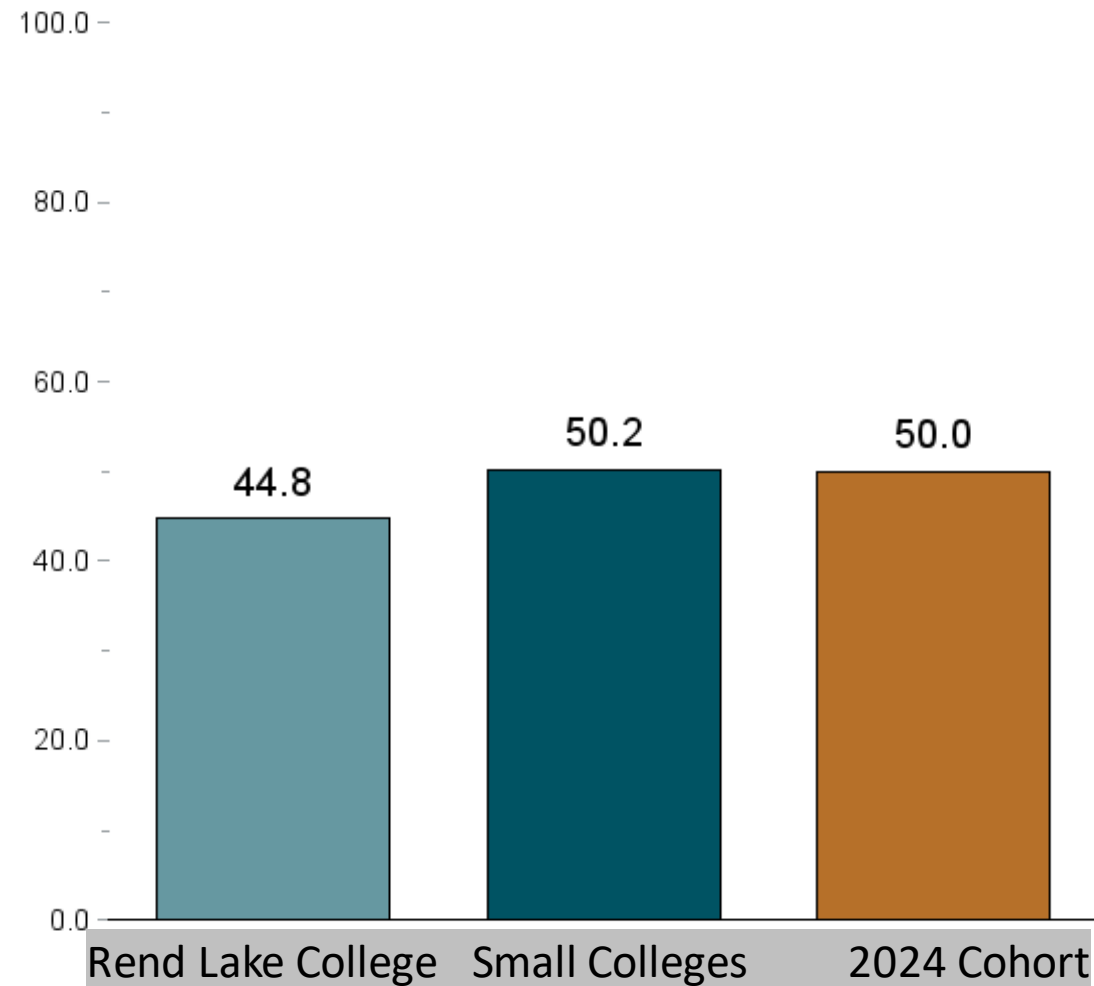


Active and Collaborative Learning (ACTCOLL)
Standardized Benchmark Scores
Comparison Group: Small Colleges in the 2024 Cohort*
[Weighted]



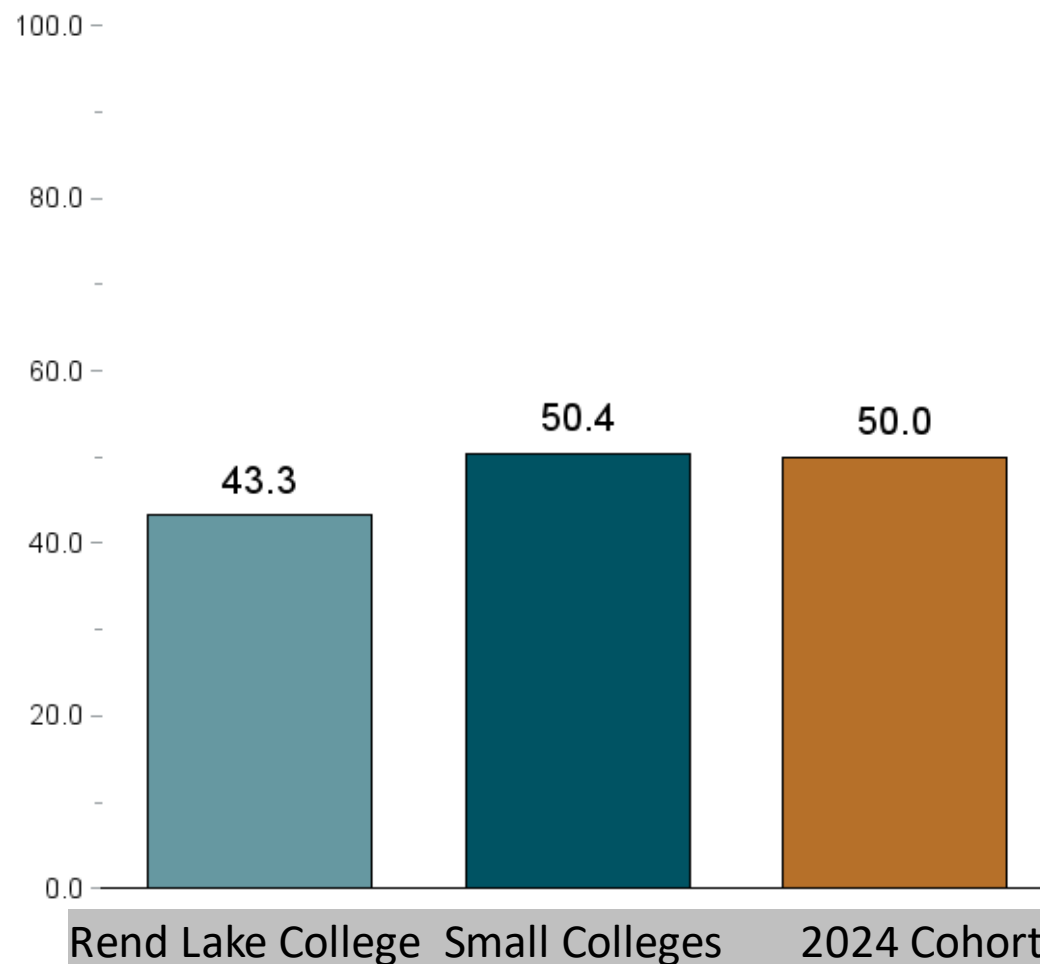
* The comparison group and cohort bars on this page INCLUDE your college.

Student Effort (STUEFF)
Standardized Benchmark Scores
Comparison Group: Small Colleges in the 2024 Cohort*
[Weighted]



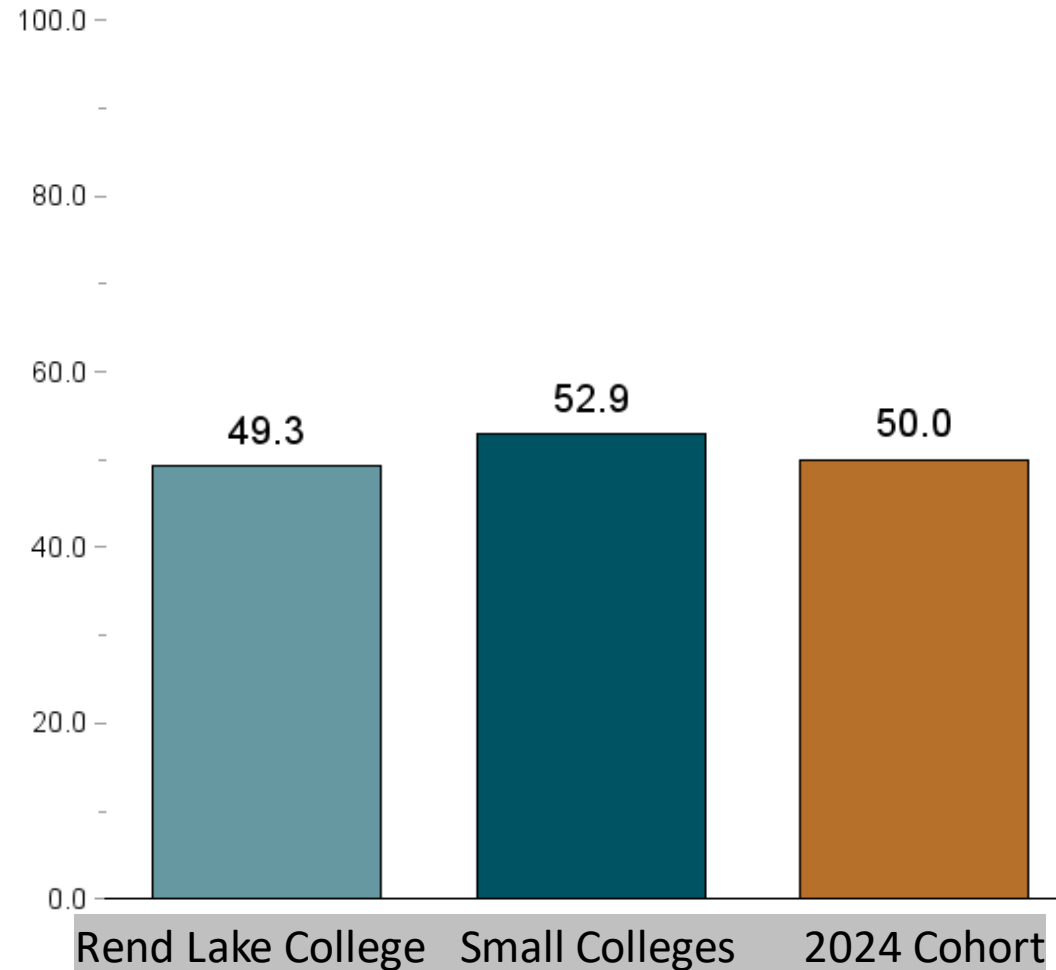
* The comparison group and cohort bars on this page INCLUDE your college.

Academic Challenge (ACCHALL)
Standardized Benchmark Scores
Comparison Group: Small Colleges in the 2024 Cohort*
[Weighted]



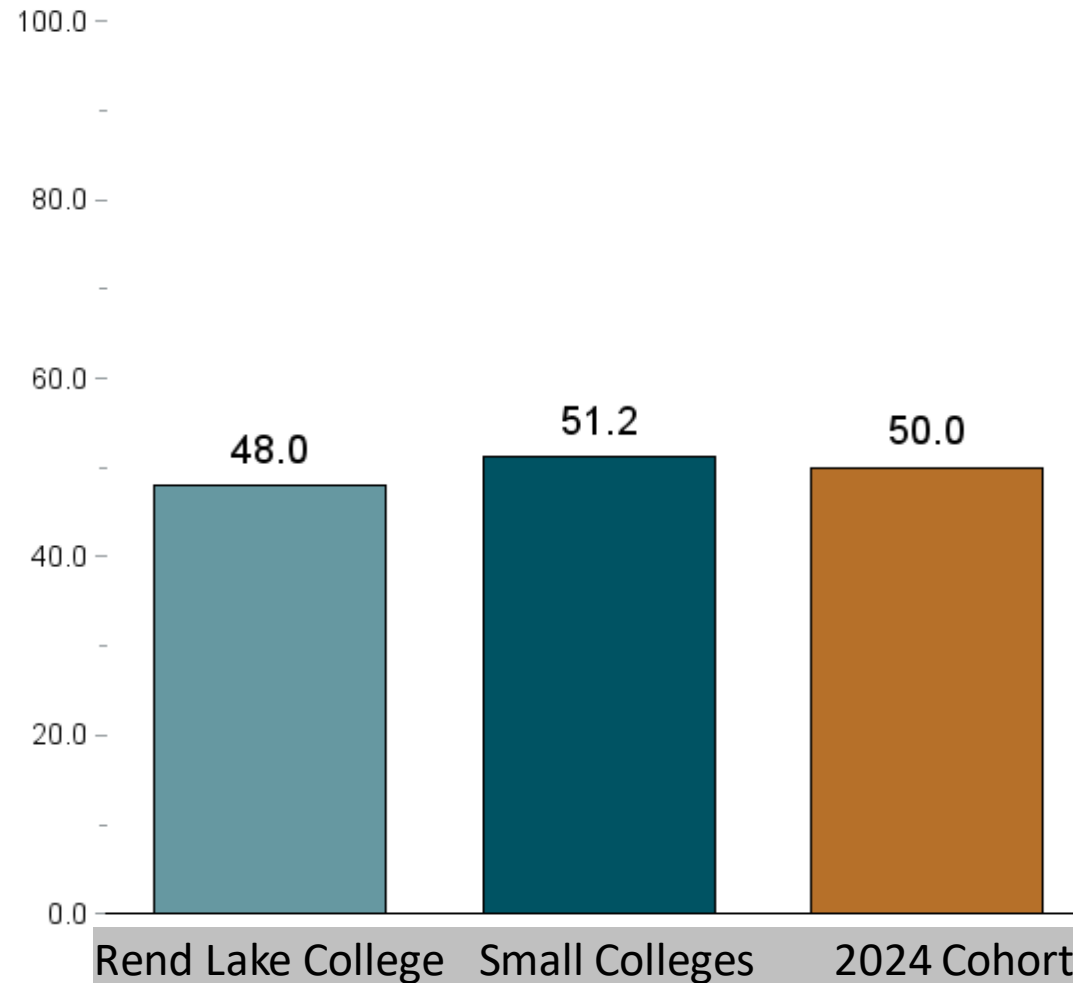
* The comparison group and cohort bars on this page INCLUDE your college.

Student-Faculty Interaction (STUFAC)
Standardized Benchmark Scores
Comparison Group: Small Colleges in the 2024 Cohort*
[Weighted]



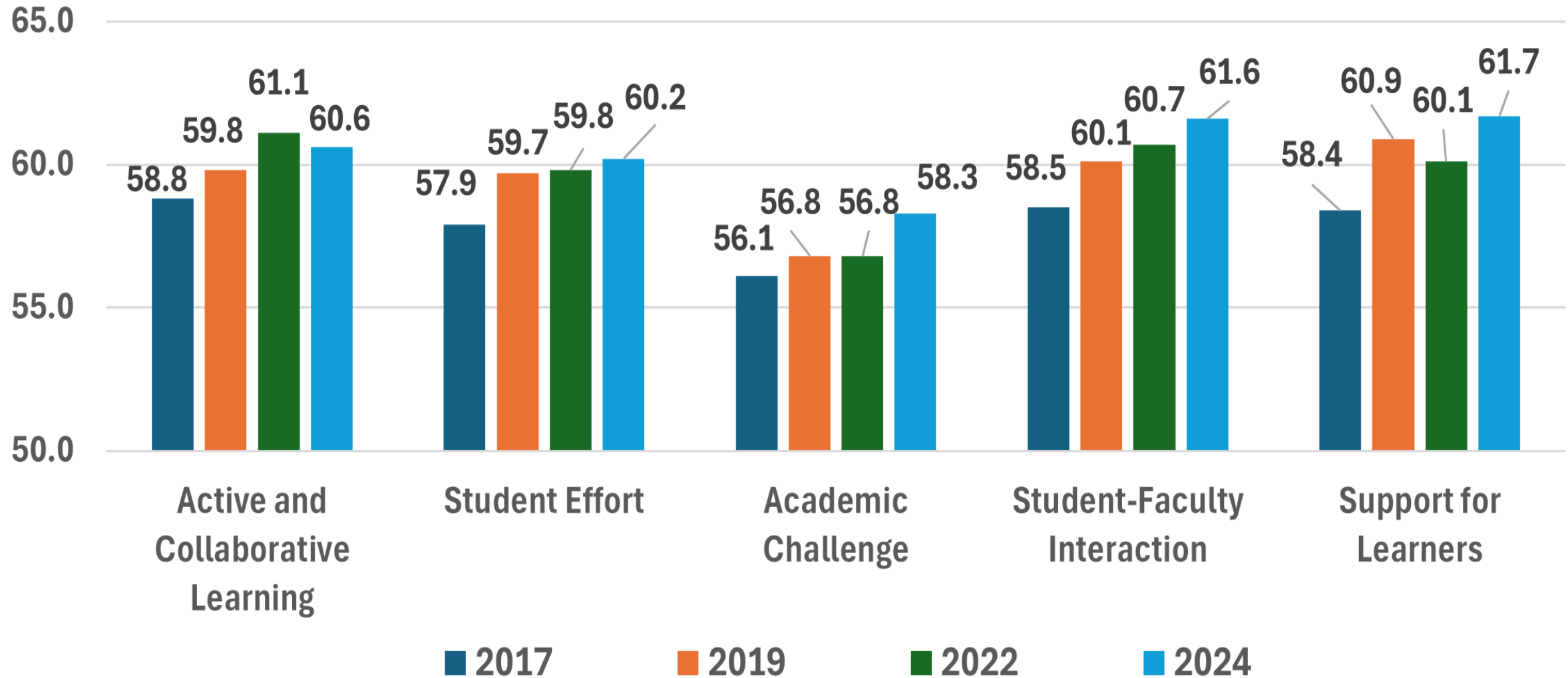
* The comparison group and cohort bars on this page INCLUDE your college.

Support for Learners (SUPPORT)
Standardized Benchmark Scores
Comparison Group: Small Colleges in the 2024 Cohort*
[Weighted]

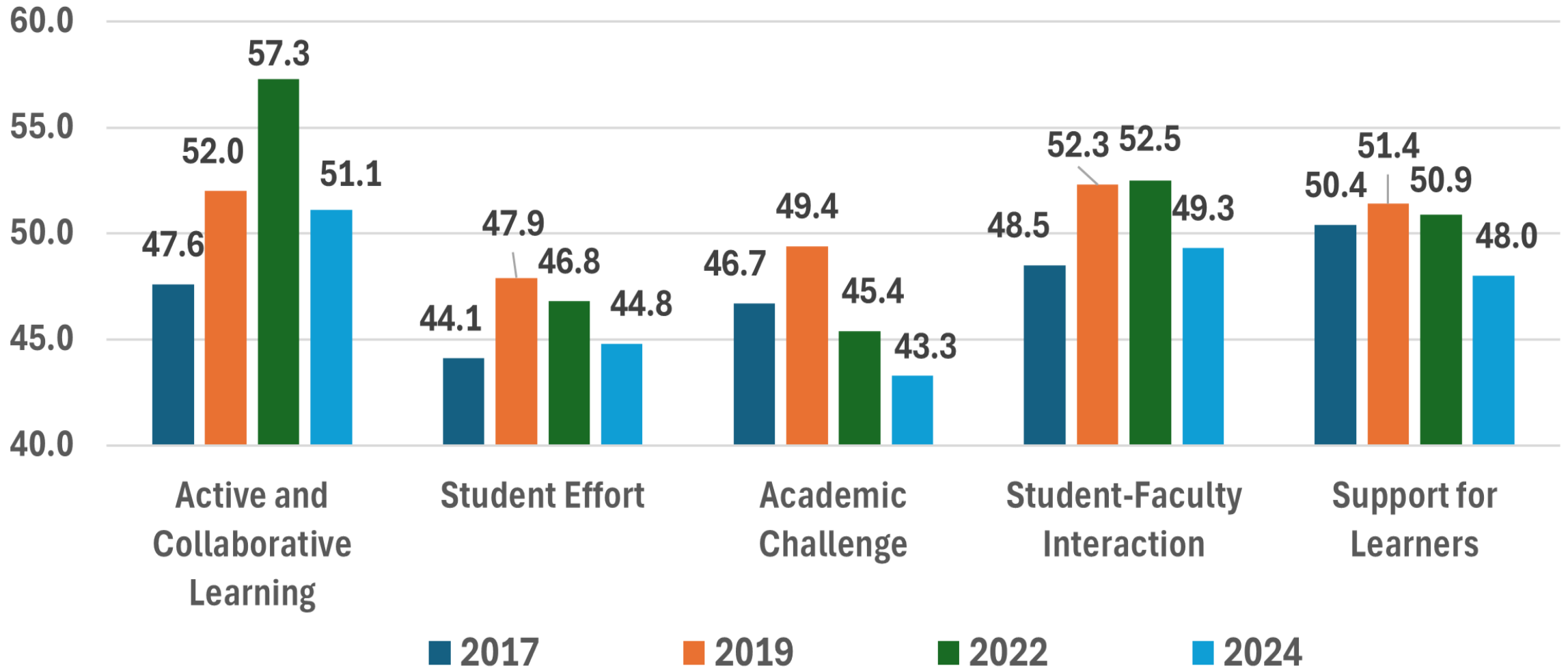


* The comparison group and cohort bars on this page INCLUDE your college.

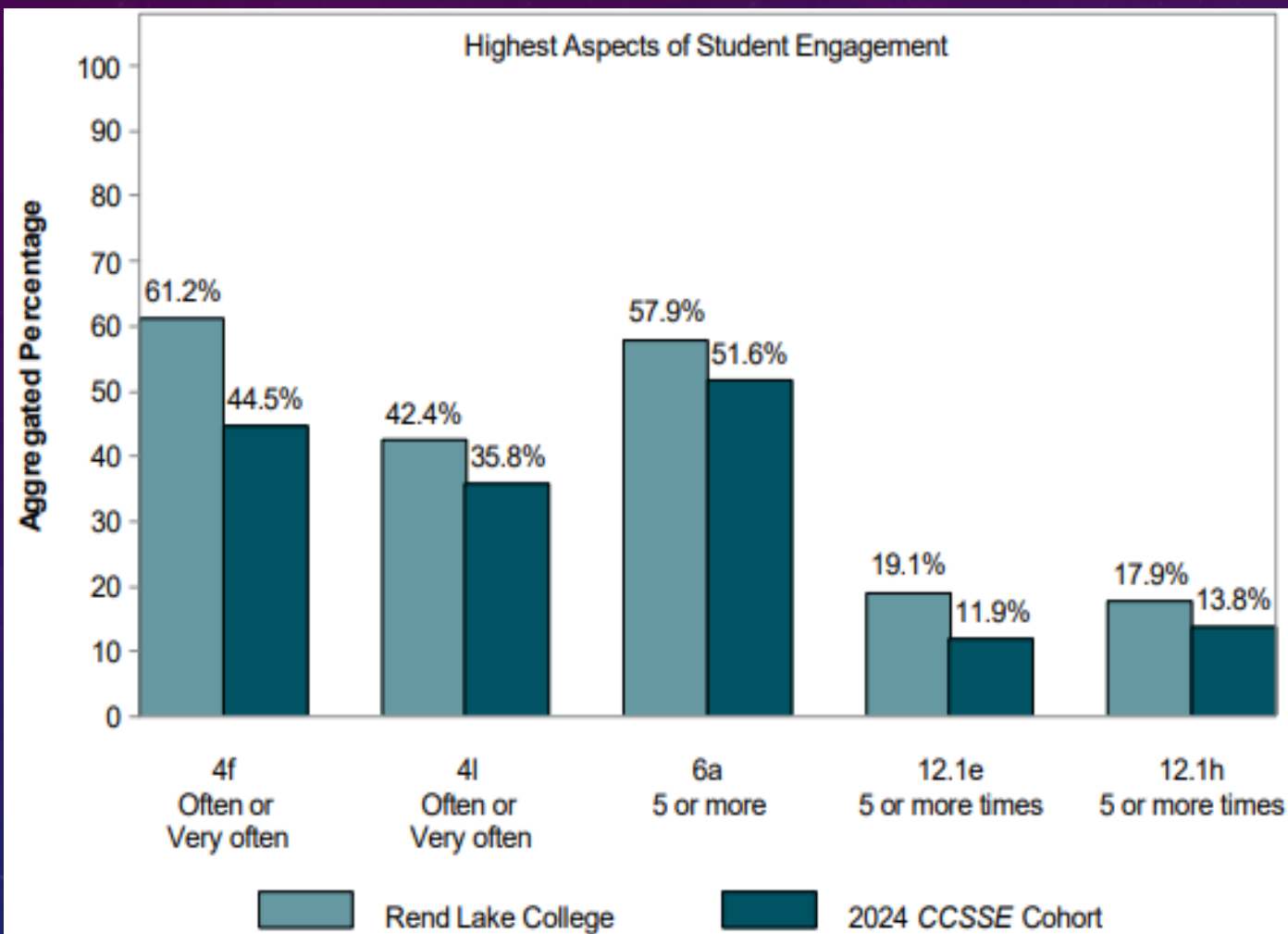
Top 10% Average Benchmark Performance Over Time



RLC Benchmark Performance Over Time

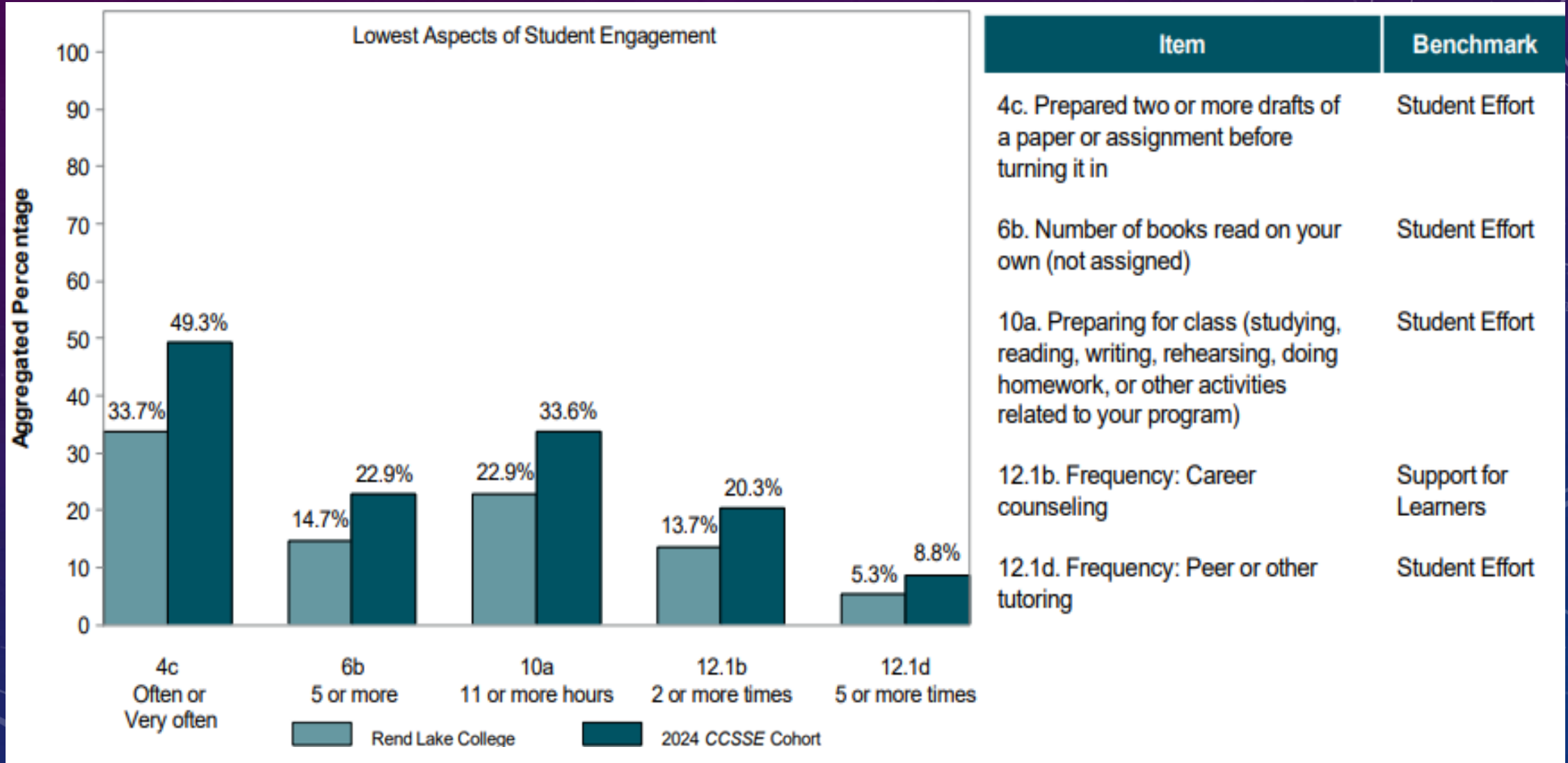


HIGHEST ASPECTS OF STUDENT ENGAGEMENT AT RLC



Item	Benchmark
4f. Worked with other students on projects during class	Active and Collaborative Learning
4l. Talked about career plans with an instructor or advisor	Student-Faculty Interaction
6a. Number of assigned textbooks, manuals, books, or book-length packs of course readings	Academic Challenge
12.1e. Frequency: Skill labs (writing, math, etc.)	Student Effort
12.1h. Frequency: Computer lab	Student Effort

LOWEST ASPECTS OF STUDENT ENGAGEMENT AT RLC



In your experience at Rend Lake College during the academic year, about how often have you done each of the following?

(Percent is “Often” & “Very Often”)

- Asked questions in class or contributed to class discussions **(68%)**
- Made a class presentation **(31%)**
- Worked with other students on projects during class **(61%)**
- Worked with classmates outside of class to prepare class assignments **(22%)**
- Participated in a community-based project (service-learning activity) as part of a regular course **(6%)**
- Discussed ideas from your readings or classes with others outside of class (students, family members, co-workers, etc.) **(41%)**

ACTIVE & COLLABORATIVE LEARNING

STUDENT EFFORT

About how many hours do you spend in a typical 7-day week doing the following in the current academic year?

(Preparing for class (studying, reading, writing, rehearsing, doing homework, etc.)

- *Spending greater than 10 hours* **(23%)**
- *Spending 1-5 hours* **(48%)**
- *None* **(2%)**

How often have you used the following services during the current academic year? (Percentage is “2 or more times”)

- Peer or other tutoring **(13%)**
- Skills labs (writing, math, etc.) **(35%)**
- Computer Labs **(40%)**

Never (76%)

Never (53%)

Never (49%)

STUDENT EFFORT

About how often have you done each of the following in the current academic year?

(Percent is “Often” or “Very Often”)

- Prepared two or more drafts of a paper or assignment before turning it in **(34%)**
- Worked on a paper or project that required integrating ideas or information from various sources **(61%)**
- Come to class without completing readings or assignments **(10%)**
- Number of books read on your own (not assigned) in the current academic year for personal enjoyment or academic enrichment
 - 1-4 books **(39%)** None **(47%)**

ACADEMIC CHALLENGE

In your experiences at Rend Lake College during the current academic year, how often have you done each of the following

(Percent is “Often” and “Very Often”)

- Worked harder than you thought you could to meet an instructor’s standards or expectations **(51%)**

(Percent is “Quite a Bit” and “Very Much”)

During the current academic year, how much reading and writing have you done at Rend Lake College?

(Percent is 5 or more)

- Number of assigned textbooks, manuals, books, or packets of course readings **(58%)**
- Number of written papers or reports of any length **(50%)**

ACADEMIC CHALLENGE

During the current academic year, how much has your coursework at Rend Lake College emphasized the following mental activities?

(Percent is “Quite a bit” and “Very Much”)

- Analyzing the basic elements of an idea, experience, or theory **(59%)**
- Forming a new idea or understanding from various pieces of information **(58%)**
- Making judgements about the value or soundness of information, arguments, or methods **(44%)**
- Applying theories or concepts to practical problems or in new situations **(57%)**
- Using information you have read or heard to perform a new skill **(66%)**

SUPPORT FOR LEARNERS

How much does Rend Lake College emphasize the following? *(Percent is “Quite a bit” and “Very much” responses)*

- Providing the support you need to help you succeed at this college **(85%)**
- Encouraging contact among students from different economic, social, and racial or ethnic backgrounds **(57%)**
- Helping you cope with your non-academic responsibilities **(37%)**
- Providing the support you need to thrive socially **(45%)**
- Providing the financial support you need to afford your education **(56%)**

How often have you used the following services during the current academic year? *(Percent is “2 or more” times)*

- Academic Advising/Planning **(68%)**
- Career Counseling **(14%)**

FIVE SPECIAL FOCUS ITEMS

(Percent for first two are responses of “Yes”; three percentages listed for RLC, Small Colleges, 2024 Cohort respectively)

1. Did you receive a federal Pell Grant as part of your financial aid package at Rend Lake College this year? **(36%) (48%) (41%)**
2. Has a staff member or instructor at Rend Lake College talked with you about the application process for transferring to a four-year college or university?
(35%) (32%) (32%)

FIVE SPECIAL FOCUS ITEMS

(Three percentages listed for RLC, Small Colleges, 2024 Cohort respectively)

3. Which of the following statements best describes your intentions regarding transfer to a four-year college or university?

- I know where I want to transfer, and I know what I want to study.

(24%) (29%) (32%)

- I know where I want to transfer, but I don't know what I want to study.

(4%) (5%) (5%)

- I know what I want to study, but I don't know where I want to transfer.

(19%) (19%) (21%)

- I don't know yet where I want to transfer, AND I don't know what I want to study.

(8%) (10%) (10%)

- I am not planning to transfer to a four-year college or university.

(45%) (37%) (33%)

FIVE SPECIAL FOCUS ITEMS

(Three percentages listed for RLC, Small Colleges, 2024 Cohort respectively)

4. If you plan to transfer to a four-year college or university, has a staff member at Rend Lake College talked with you about which credits will transfer toward the four-year college(s) or university(s) of your choice?
- Yes **(24%) (25%) (27%)**
 - No **(22%) (30%) (31%)**
 - I have not chosen a four-year college or university to which I want to transfer.
(15%) (14%) (15%)
 - I am not planning to transfer to a four-year college or university.
(40%) (31%) (27%)

FIVE SPECIAL FOCUS ITEMS

(Three percentages listed for RLC, Small Colleges, 2024 Cohort respectively)

5. If you plan to transfer to a four-year college or university, how useful is the information about how to transfer to a four-year college or university on Rend Lake College's website?
- Very **(16%) (22%) (25%)**
 - Somewhat **(21%) (24%) (26%)**
 - Not at all **(6%) (7%) (6%)**
 - I am planning to transfer to a four-year college or university, but I am not aware of information about how to transfer on. **(15%) (14%) (14%)**
 - I am not planning to transfer to a four-year college or university.
(43%) (33%) (29%)
(40%) (31%) (27%)



Nancy Kinsey
kinseyn@rlc.edu

LRC 223

Extension: 1353

Cell Phone: 628-927-1637

QUESTIONS / DISCUSSION

